

Renewal Adoption Access— Year 2-6

Your initial adoption access was most likely via a pin code card attached to this manual. The teacher access is good for the entire length of the adoption. The initial student access was provided via a single generic code (1 per 50 students) and must be renewed each year (for your new class) and we now offer a simpler system for that.

Pearson has an automated self-service system to provide this “coming year” access. This system is updated and live to registered teachers May 15 of each year. Teachers will need their current MyLab/Mastering user name/password or the email address from initial registration to use this system.

Follow the instructions below to use our online Renewal Access system.

- Go to PearsonSchool.com/Access_Request
- Choose your discipline
- Select *Renewal Access Returning Customers Year 2-6*
- Enter your current MyLab/Mastering User Name and Password
OR
Enter the email address used during initial registration
- Confirm your contact information and program(s)/course(s) in use
- Enter the number of students in your course
- Select Submit

Instantaneously you will receive an onscreen letter. This letter will provide you information on your MyLab/Mastering resource along with access codes and instructions for the upcoming school year.

Should you have any access code or registration questions, please contact
K12customerservice@pearson.com

Instructor Resource Center (IRC)

Many Pearson programs include downloadable teacher resources that can be used to complement your core program.

Downloadable Teacher Resources

Downloadable Teacher Resources are available through the *Instructor Resource Center (IRC)* to qualified adopters for the life of the adoption, at no charge.

What types of resources are available to me?

Book-specific and course-specific resources* accompany most programs. These include:

- Instructor's Manual
- Components from IRCD/IRDVD
- PowerPoints®
- Transparencies
- Test Item File
- Test Bank
- TestGen
- And More!

*Resources vary by title; not all resources listed above are available for all titles.

Registering for IRC access

To access the IRC, you must first register and set up a user name and password. To register†, visit PearsonSchool.com/access_request and select **We need IRC Access** and then choose **Option 1**. Teachers will be required to complete a brief, one-time registration† subject to verification of educator status. Upon verification, access information and instructions will be sent via email.

www.pearsonschool.com/access_request

† Educators will only need to register one time for access to the IRC. Once registered, the personal log in and password created will allow educators to download resources for all programs being reviewed.



Downloading Resources

After completing the one-time registration for IRC access at www.pearsonschool.com/access_request (select **We need IRC Access** then **Option 1**) and establishing your user name and password you can access the resources for your textbook at any time by simply following the steps below:

1. Visit pearsonhighered.com.
2. Select **Support** from the top right navigation and then select **Educator**.
3. Enter your textbook ISBN in the *Search* box or search your program by author and/or title.
4. Once you reach your textbooks product page, select the *Resource* tab to view the available resources. Downloadable resources will have an icon and link.
5. Select the link for the resource to be downloaded. When prompted to sign in, enter your personal log in and password you created during the registration process. Files will automatically download. Only one file will download at a time.

PEARSON

Request for Login Name and Password
(For Teacher Use Only)

Teachers may only register for one resource at a time. Upon completion and submission of a registration, qualified teachers will receive access within approx. 3 business days via e-mail.

To begin registration, please select one of the following five options.

Option 1 - Instructor Resource Center (IRC) - for Downloadable Teacher Resource Only

Access to downloadable instructor resources (such as instructor Solutions Manual, PowerPoints, TestGen, and Assessment materials. Includes access to Pearson MyTest if available for the program).

Option 2 - MyLab, Mastering, and Companion Web Site Teacher Preview Access

Limited time teacher only access to preview sites that accompany the purchase of select print titles.
(select) [dropdown]

Option 3 - MyLab, Mastering, and Companion Web Site Access for Printed Textbook Adopters

Teacher and student access for those who have purchased a qualified print textbook program.
(select) [dropdown]

Option 4 - Teacher Access for Adopters of Pearson's MyLab or Mastering 100% Digital Course (no textbook purchase).

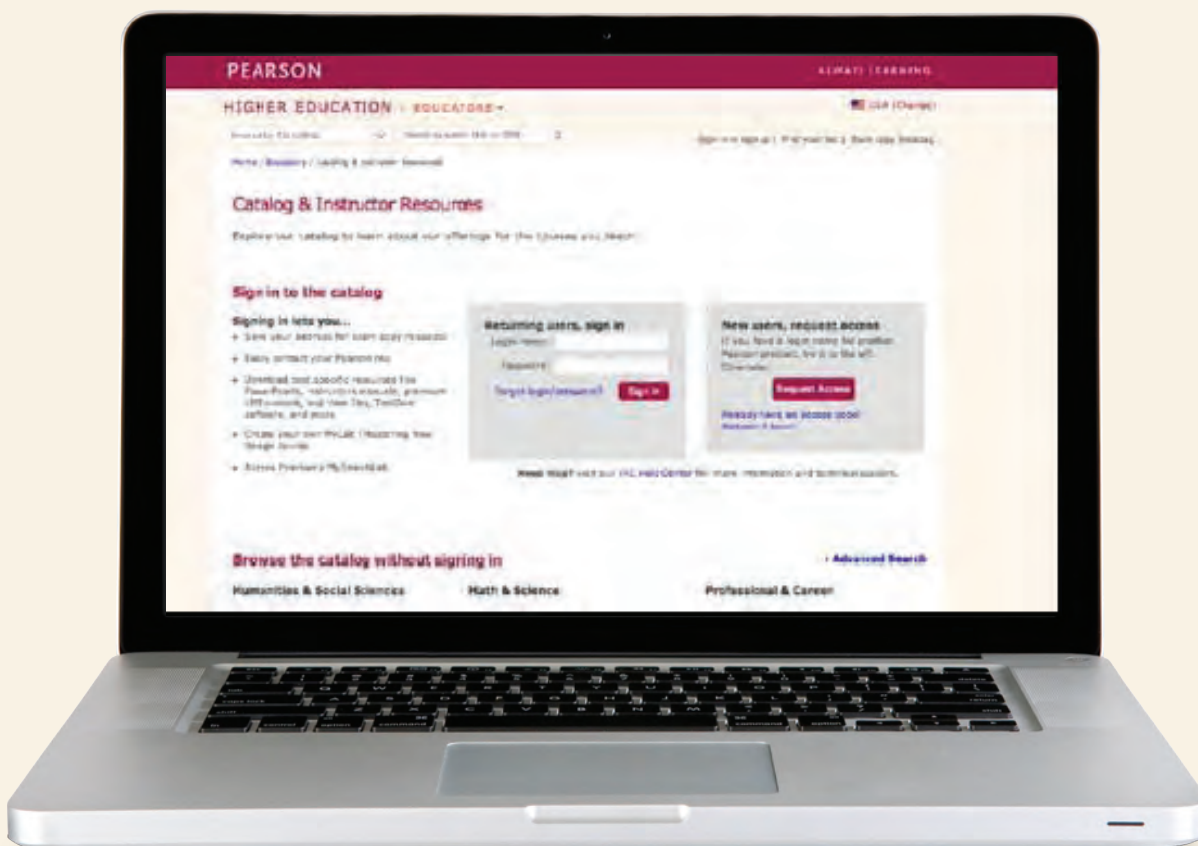
(choose ONE from the list)
(select) [dropdown]

Option 5 - All Other Teacher Access Request

All other teacher access requests [text area]

If you don't see your product or resource listed in any option above, contact us.
[Clear] [Continue]

* Pearson Education does not knowingly collect or store any personally identifiable information from persons under the age of 13. If you are under 13, please ask a teacher or parent to submit your inquiry for you.



New! Pearson eText* App for iPad® and Android™

Now you can experience Pearson eText on the go—anytime, anywhere—with the dynamic features of your iPad or Android device. The Pearson eText app provides the same features available to subscribers of the browser-based MyLab® and Mastering® with Pearson eText: full-text search, highlighting, note-taking, bookmarking, support for multimedia content, and glossaries. Plus, students can download chapters to work offline. Pearson mobile eTexts are only available for select titles.

Contact your Pearson Account General Manager for more information.


Step 1: Install the Pearson eText App

- From your mobile device, go to the App Store.
- Search for the Pearson eText App (not the Pearson eText for School App)
- Review the system requirements and install the Pearson eText App on your mobile device.



Step 2: Sign In

- On your mobile device, tap the App icon.
- Enter the new username and password you created during the MyLab/Mastering registration process, and tap Sign In.

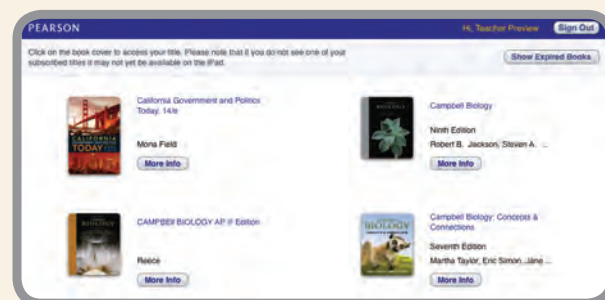


Step 3: Select a Title

- From the bookshelf, touch a book image to open and begin.

Technical Support

For technical support, click **Support** on the login page.



* The Pearson eText iPad App requires iPad iOS4.2 and a valid Pearson Mastering/MyLabs username and password. Access to Pearson Mastering/MyLabs comes with purchase of select titles. See individual products for more information. Not all titles support all features.

The Pearson eText Android app requires Android OS 3.1 or newer, a 7" or 10" tablet, and a valid Pearson Mastering/MyLabs username and password. Access to Pearson Mastering/MyLabs comes with purchase of select titles. See individual products for more information. Not all titles support all features. Contact your account executive for more information. App is available for download from Google® play.